

B&M Racing & Performance Products

9142 Independence Avenue, Chatsworth, Ca. 91311 Phone: (818) 882-6422 Fax: (818) 882-6694

Pro Stick installation suggestions from the people at B&M. Below are suggestions for installing the popular B&M Pro Stick shifter into Dragsters, Roadsters and Door Cars. Using the specific shifter and the mentioned hardware you will be able to easily install the B&M Pro Stick shifter into the chassis' you build at your shop.

Rear Engine Dragster Installation

B&M parts to order:


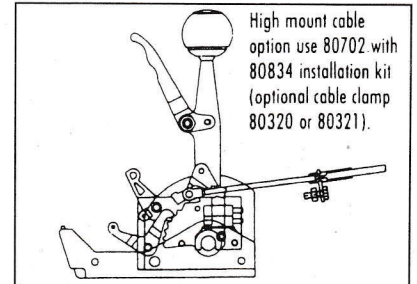
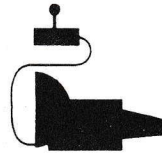
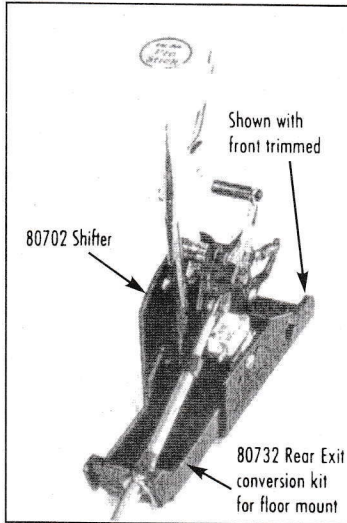
80702 Pro Stick Shifter for Powerglide

80732 Rear Exit Conversion Kit

80834 8 Foot Super Duty Race Cable

80323 Quick Disconnect and Cable Extension

These parts will allow the cable to exit the rear of the shifter, back to the transmission through the motor plate and attach to the transmission using the cable extension with the cable coming from the front. The B&M pro lever is included with the shifter.



Roadster, Door Car or Tube Chassis Installation

B&M parts to order:

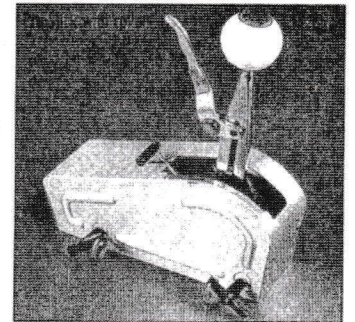

80701 or 80706 Pro Stick for three speed trans.

80710 Gate plate for reverse pattern 3 speed

or 80702 Pro Stick Shifter for Powerglide

80717 Pro Stick Aluminum Cover (included with 80706)

These parts will allow the cable to exit the front of the shifter and attach to the transmission from the rear. This is the standard installation for most front engine cars.



Roadster, Door Car or Tube Chassis Installation Rear Exit

B&M parts to order:

80703 Pro Stick Shifter (comes with 2 speed gate plate. For rev. pattern 3 speeds add 80710 gate plate).

80717 Pro Stick Aluminum Cover

80710 Gate Plate for reverse pattern 3 speed

80711 Gate Plate for standard pattern 3 speed

These parts will allow the cable to exit the rear of the shifter and attach to the transmission from the rear. This is the easiest to install if cable routing out the front of the shifter is not desirable. This will allow the use of a shorter cable if necessary. May be used with optional three speed gate plate. (Do not use this shifter with a cable longer than five feet. Do not use this shifter for rear engine dragsters!)

